





Cell-12							
Picture and Name	Outside Dim H*W*D(mm)	Path Length	Inside Width	Volume	Product Number		
		(mm)	(mm)	(ml)	ES Quartz Glass 190nm-2500nm	IR Quartz Glass 250nm-3500nm	Optical Glass 340nm-
 Long outlet cylindrical	Φ22*3.5	1	Φ19	0.28	Q-721	I-721	G-721
	Φ22*4.5	2	Φ19	0.56	Q-722	I-722	G-722
	Φ22*7.5	5	Φ19	1.4	Q-723	I-723	G-723
	Φ22*12.5	10	Φ19	2.8	Q-724	I-724	G-724
	Φ22*22.5	20	Φ19	5.6	Q-725	I-725	G-725
	Φ22*32.5	30	Φ19	8.4	Q-726	I-726	G-726
	Φ22*42.5	40	Φ19	11.2	Q-727	I-727	G-727
	Φ22*52.5	50	Φ19	14	Q-728	I-728	G-728
Φ22*102.5	100	Φ19	28	Q-729	I-729	G-729	
 Cells for reflection measurements	Φ34*25			12	Q-731	I-731	G-731
	Φ50*30			32	Q-732	I-732	G-732
	Φ60*40.5			73	Q-733	I-733	G-733
 Rectangular with screw cap	56*12.5*12.5	10	10	3.5	Q-744	I-744	G-744
 Large cell	22.5*25*25	20	20	6	Q-751	I-751	G-751
	32.5*35*35	30	30	22.5	Q-752	I-752	G-752
	42.5*45*45	40	40	56	Q-753	I-753	G-753
	52.5*55*55	50	50	112.5	Q-754	I-754	G-754